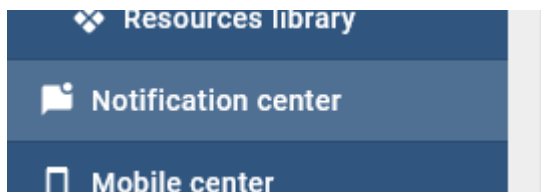


# Notifications et destinataires

La configuration des notifications s'effectue dans le centre de notification.



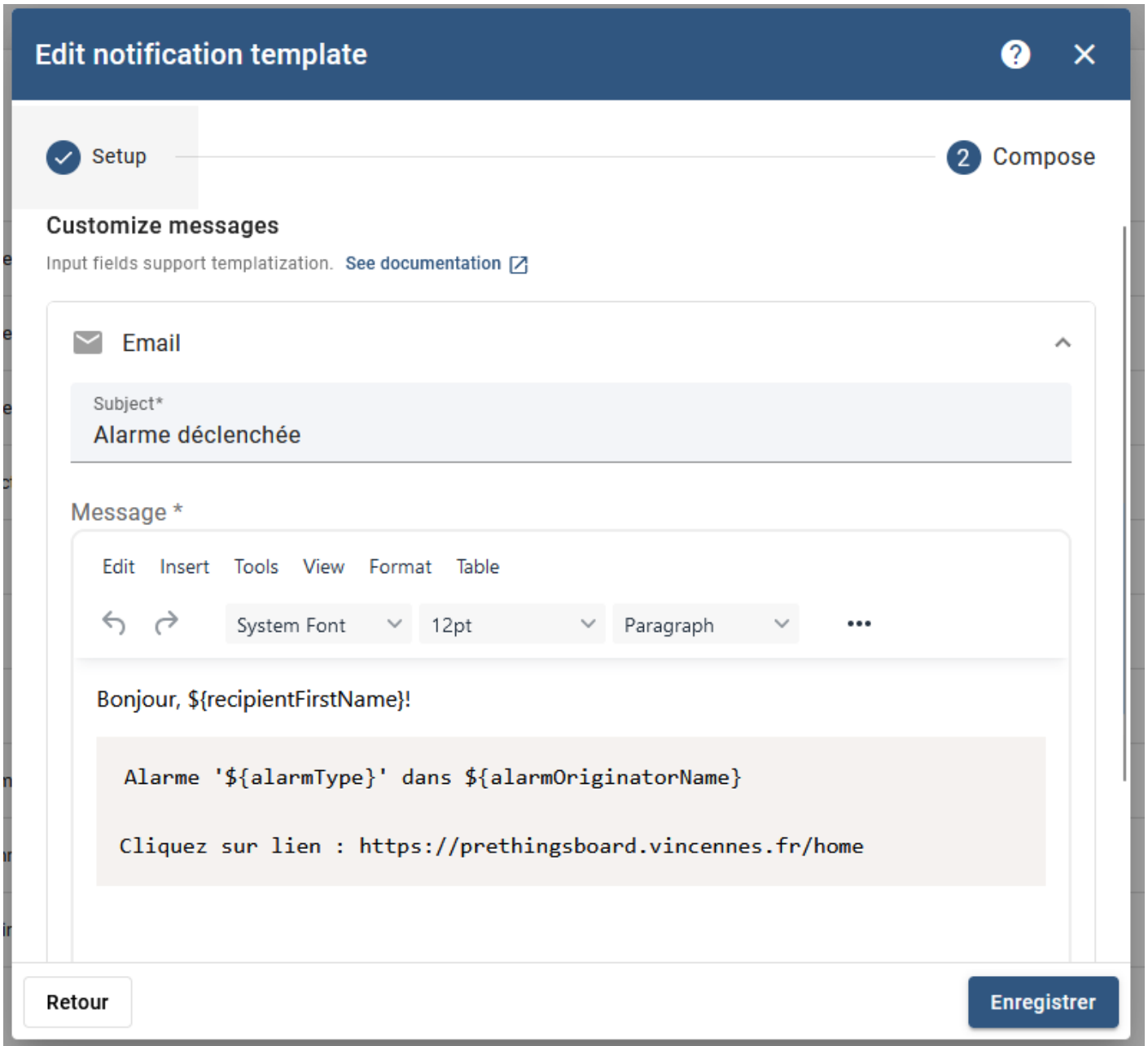
## Définition des destinataires

### Onglet Recipients

<input type="checkbox"/>	Heure de création ↓	Recipient group	Type	Description
<input type="checkbox"/>	2025-07-04 16:34:22	DINSI	Platform users	

Définir une liste en fonction du besoin.





# Activation des mails

Aller sur l'onglet "Rules"

Heure de création ↓	Rule name	Template	Trigger	Description
2025-07-02 16:02:37	Alarme	Alarm	Alarm	
2025-06-26 11:25:52	devive inactivity	Device inactivity	Device activity	
2025-04-29 17:25:46	Edge communication failure	Edge communication failure notification	Edge communication failure	Send notification to tenant admins when communication failures occur
2025-04-29 17:25:46	Edge connection status change	Edge connection notification	Edge connection	Send notification to tenant admins when the connection status between TB and Edge changes
2025-04-29 17:25:46	Rule node initialization failure	Rule chain/node lifecycle failure notification	Rule engine lifecycle event	Send notification to tenant admins when any Rule chain or Rule node failed to start, update or stop
2025-04-29 17:25:46	Alarm assignment	Alarm assigned notification	Alarm assignment	Send notification to user when any alarm was assigned to him

Editer la règle.


## Edit rule ? ×

1 Basic settings 2 Alarm trigger settings

Rule name\*  
Alarme

Enable notification rule

Trigger\*  
Alarm

Template\*  
Alarm × 

Escalation chain

Recipients

First recipient DINSI × Create new

Add stage

Elle fait le lien entre :

- le modèle de notification
- les destinataires
- l'élément déclencheur

Révision #1

Créé 2025-07-29 09:23:49 UTC par Testelin Didier

Mis à jour 2025-07-29 09:33:50 UTC par Testelin Didier